

Oakridge Public Schools



**2006-07
School Year!**

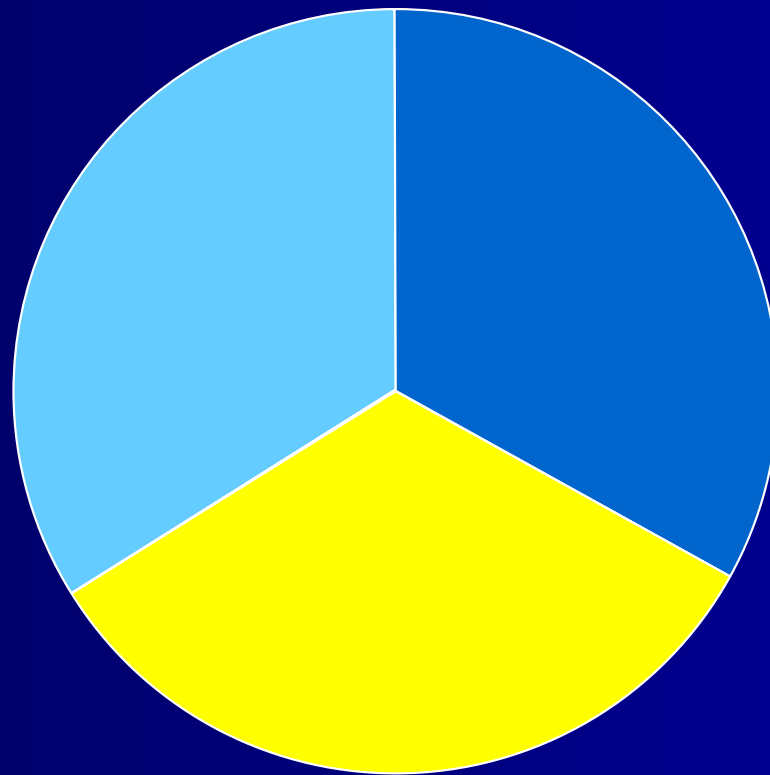
Education YES!

**Michigan's Accreditation System
and 2005-06 School Report Card**

Education

YES!

MEAP
Achievement
Status



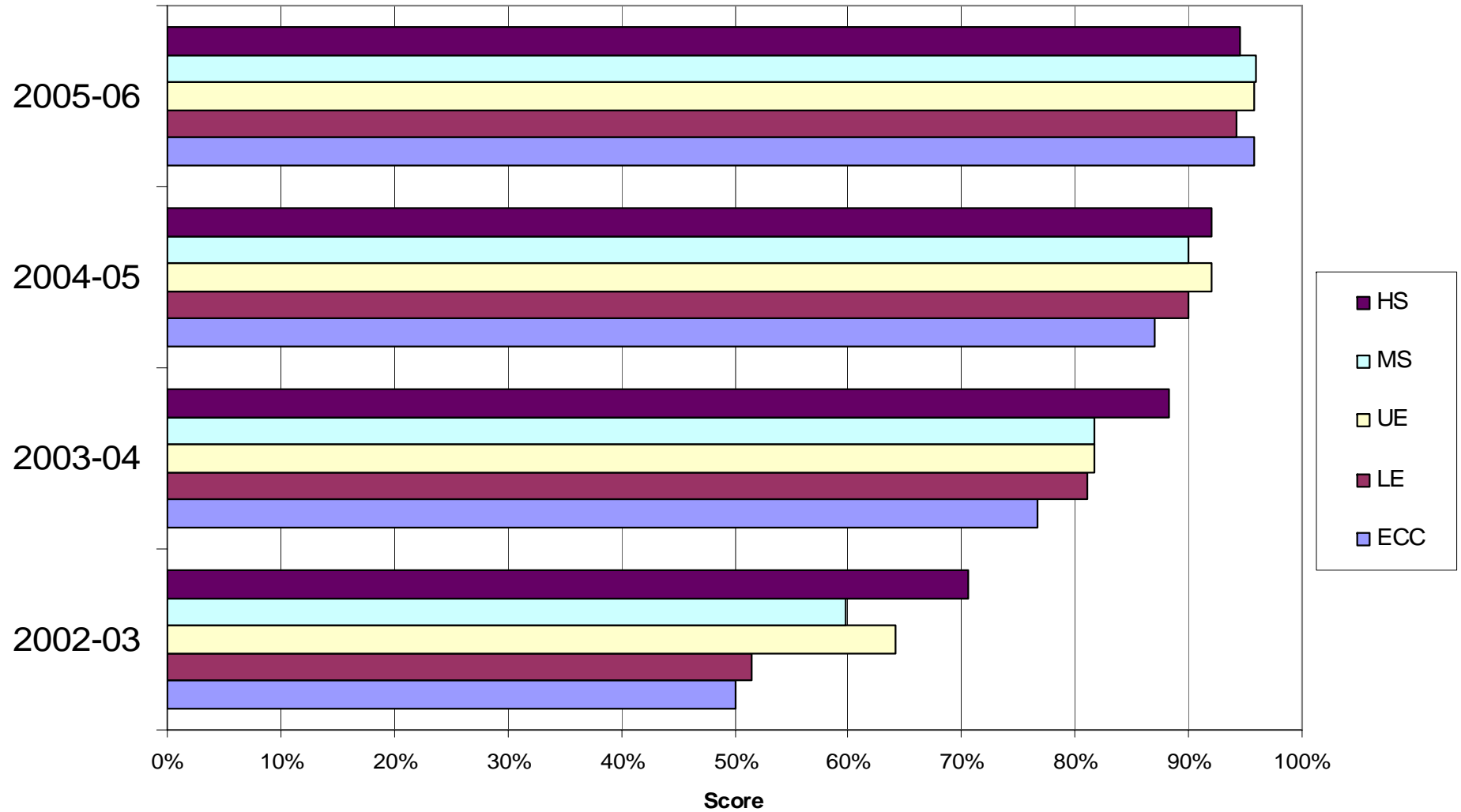
MEAP
Change
Adjusted

Self-Reported
School Performance Indicators

School Performance Indicators


Instructional Quality	Engagement	Learning Opportunities
Extended Learning Opportunities	Continuous Improvement	Family Involvement
Teacher Quality/ Professional Development		Curriculum Alignment
Arts Education and Humanities	Four-Year Education & Employment Plan	
Advanced Coursework	Performance Management Systems	

School Performance Indicators




Early Childhood Center

Student Achievement	Status	Adjusted
English Language Arts	70.4	70.4
Math	80.5	80.5
Science	-	-
Social Studies	-	-
Achievement Subtotal	75.5	75.5
Performance Indicators		94
Preliminary Grade	82	
AYP Status	Met AYP	




Lower Elementary

Student Achievement	Status	Adjusted
English Language Arts	70.4	70.4
Math	80.5	80.5
Science	-	-
Social Studies	-	-
Achievement Subtotal	75.5	75.5
Performance Indicators		92
Preliminary Grade		81
AYP Status		Met AYP

A large, stylized orange letter 'B' with a thick black shadow, positioned on the right side of the slide, partially overlapping the table.


Upper Elementary

Student Achievement	Status	Adjusted
English Language Arts	69.4	69.4
Math	80.4	80.4
Science	-	-
Social Studies	-	-
Achievement Subtotal	74.9	74.9
Performance Indicators		94
Preliminary Grade		81
AYP Status		Met AYP

A large, stylized orange letter 'B' with a thick black shadow, positioned on the right side of the slide, partially overlapping the table.

Middle School

Student Achievement	Status	Adjusted
English Language Arts	69.4	69.4
Math	94.5	100
Science	83.4	83.4
Social Studies	73.7	73.7
Achievement Subtotal	80.2	81.6
Performance Indicators		94
Preliminary Grade		86
AYP Status		Met AYP



High School

Student Achievement	Status	Adjusted
English Language Arts	72.1	66.0
Math	70.0	65.0
Science	77.7	65.0
Social Studies	82.6	78.2
Achievement Subtotal	75.6	69.5
Performance Indicators	92	
Preliminary Grade	77	
AYP Status	Met AYP	



District Grade

82%

81%

81%

86%

77%

81%

B



District AYP Status

Met AYP

3 Consecutive Years

Oakridge Public Schools

HOME

OUR DISTRICT

ANNUAL REPORT

CURRICULUM

SERVICES

EMPLOYMENT

CALENDAR



Building a Tradition of Excellence

www.oakridgeschools.org/annualreport

<https://oeaa.state.mi.us/ayp/Index.asp>

Oakridge Public Schools



**2006-07
School Year!**